



Talented five-year-old artist, Angus, was a welcome and enthusiastic visitor to the Life Drawing “Full of Life” exhibition in November 2023. You can read more about Angus’s painting *The Striped Man* on page 4.

Angus with ‘model’ James, the inspiration for his painting.

Buderim Craft Cottage 2024 Events Calendar



Jenny's jottings President's update

A happy 2024 to all our members. The new year has got off to an exciting start – with works completed to spruce up the Cottage and groups gathering again to kick off a creative 2024.

It was a joyous start to 2024 to see the new concrete surface being laid at the Cottage! The surface gives a vibrant and uniform look to the outside of the Cottage and provides a safe space for all to use.

Thank you to Kay Weber for writing the grant application to the Gambling Community Benefit Fund. The successful grant amount was \$21,630 and the Cottage contributed the remaining \$15,320 to the project total of \$36,950.

A fresh coat of paint was given to the toilet rooms and Studio North in January. A roof repair and an external power point to connect the new strip lighting in the courtyard was also installed in January.

Thank you to Karen Doyle and Sheena Griffin for a great job in organising all the above improvements.

All members and their partners are invited to come to a 'concrete celebration' on Wednesday 14 February between 5.30 and 7pm.

There will be drinks, nibbles and live music by Julie & Matt. If you are coming, please RSVP to Karen Doyle by 10 February: vpproperty@buderimcraftcottage.com.au

Congratulations to the Painting Group for their fine display of paintings in the Atrium Gallery from 30 December – 14 January.

I am happy to announce that the Buderim Bendigo Bank has offered to provide sponsorship to the BCC this year. The Management Committee (MC) are excited about this offer.

Feb 24 February: 10 am – 2 pm
Atrium Galler Autum Open Day

Mar 30 March: 8 am – 2pm
Buderim Easter Fair

May 18 – 26 May: 10 am – 2pm
Fire Art Exhibition "Existence"

Jun 14 – 16 June: 10 am – 2pm
Mixed Media Exhibition

Jul 19 – 26 July: 10 am – 2pm
Needlework, Patchwork and
Machine Embroidery Exhibition

Aug 9 – 18 August
Art Expo Painting Exhibition

Sept 14 September
Spring Open Day Atrium
Exhibition

21 September:
Mixed Media Off the Shelf sale

Oct 12 – 20 October
The Sculpture Garden Pottery
Exhibition

25 - 27 October
Silversmiths Exhibition

Nov 29 & 30 November
Buderim Christmas Fair

In this issue

President's update	2
The Stripped Man	4
Valued volunteer: Glenys Everson	5
60 seconds with Jenny Williams	6
Drawing gallery	8
Pottery group – back to business	10
Fibre Art & Surface Design gallery	11
Roz Bull: How I became a	12
Calligrapher	13
Machine Embroidery	15
Needlework gallery	16
Patchwork group	19
Members' page	20

Art is not
what you see,
but what you
make others
see. Edgar
Degas

Jenny's jottings continued

At the MC meeting on 16 January 2024, I asked all 14 Group Delegates to discuss ideas for sponsorship with their group members, keeping in mind, ideas need to directly benefit the community and give Bendigo Bank a higher profile.

One to two ideas from each group can be emailed to me prior to our next MC meeting on Tuesday 20 February. Ideas will be shortlisted at the meeting and a proposal sent to Bendigo Bank following the meeting.

We have a few vital administrative positions that need to be filled asap. These vacancies are now becoming critical:

- **Bookkeeper** - Glenys is happy to train anybody willing to take on the Bookkeeper role, but this would need to be in the next month or so. If this role is not filled BCC will need to employ someone which will be a big financial drain.
- **Newsletter editor** - Rosetta's is off travelling this year, so this will be her last edition. Our webmaster, Sole, has offered to take over the role temporarily until a new editor is found. Training will be provided.
- **Winter School Coordinator** - and a team of three to manage the Winter School (WS). The WS is a wonderful nine days of workshops open to Cottage members and the public.

There is a wealth of written information and previous WS volunteers are available for a handover process. It takes a lot of forward planning and, unfortunately, if these positions are not filled by the end of March, the 2025 WS may have to be cancelled.

- Please forward any questions you have about or let us know if you are interested in taking on one of the positions. You can email our Secretary, Lou Thorburn: secretary@buderimcraftcottage.com.au

Thank you to Rosetta for doing such a marvellous job as Newsletter editor over the past year. We have enjoyed reading the 2023 editions and seeing the variety of art work featured in them.

I wish you all a very creative year and hope you grow in your artistry and craftsmanship and make new friends along the way!

Cheerio for now,

Jenny Williams

The Striped Man

“Excuse me, can I please hang my portrait in your exhibition” asked a small voice on the Saturday of the Life Drawing Exhibition, ‘Full of Life’.

This request came from Angus, a five-year-old who had just participated in our ‘try your hand at drawing from a live model’, held during our exhibition in the Craft Cottage courtyard late last year. How could we refuse such a polite request.

Of course, to hang the portrait we needed more information, so we asked what his portrait was called. ‘The Man’ was his title, after we suggested perhaps something a little more descriptive, ‘*The Striped Man*’ was his decision.

So, the Striped Man, in Pastel was hung in Studio North among the other exhibits.

Our visitors to the exhibition loved it.

One young visitor attending the exhibition with his artist grandmother declared it, ‘the best in the show’ and wanted to take it home.

Grandma’s entries didn’t get a mention. When Angus returned to collect his painting after the exhibition was closed, he brought his ‘art portfolio’ along to show me.

Obviously, this is a future artist to keep an eye on. Perhaps I should have kept *The Striped Man* as a future investment.

Andrea Douglas, Group Leader – Life Drawing





Thank you Glenys

A few years after Glenys became a member, Ros Franklin set up the MYOB book keeping program and was looking for a Book keeper.

Glenys didn't want *the Cottage* to have to pay for a Book keeper so took on the role. How fortunate to have someone who enjoyed the figures and making journal entries! Glenys had worked in many organisations that gave her a wealth of book keeping experience. She started in the *Bank of New South Wales* in Auckland, then a car sales firm in Wellington where she worked on Burroughs Machines prior to computers.

Glenys and her husband, Terry, did a few trips to Oz and enjoyed travelling in their van around Australia.

In 1986 they moved, with their two boys, permanently to Australia and subsequently settled on the Sunshine Coast. While on the Coast, Glenys continued to work in various accounts roles.

The *Cottage* management and members have been very fortunate to have Glenys carrying out the Book keeping role so diligently over a 10-year period.

She is wanting a break from the position now so she can give more time to sewing.

She enjoys making quilts, holders for pens and tablemats and is motivated to use her machine in more creative ways now. "I have boxes of fabrics I'd like to do more with" she said.

Glenys is happy to train another book keeper and to fill in if the next book keeper is away for a time, for example, on a trip. Thank you for all your wonderful work, Glenys and have a great time stitching in 2024!

For last 10 years, Glenys Everson has been working away voluntarily in the background at the *Cottage* doing something she enjoys: Book keeping for the *Cottage*. She became a member in 2010 and now participates in the *Machine Embroidery and Patchwork* groups.

How did Glenys find out about the *Cottage*? She had bought a second-hand embroidery machine and started going to an informal group who did machine embroidery on the Sunshine Coast where she met Rita Heatherington and May Carson.

Rita, who was a *Cottage* member at the time, talked to her about the *Buderim Craft Cottage* and when a vacancy came up in the *machine embroidery* group, Glenys joined.

"In the early days there were workshops given by the members where I learnt techniques. Now if I have a problem, I can ask others in the group who are experienced."



Q&A ...60 seconds with Jenny Williams



Outside A'van at Undarra campsite North Queensland

Jenny, tell us a little bit about your career background?

I was into early childhood education: starting as a pre-school teacher and then, as my three children were growing up, I worked part-time teaching in TAFE *Child Care Practices* courses in Mackay.

When my husband, Howie, and I moved to Caboolture, my main work was as Director of community-based child care centres.

After retirement, we moved to the Sunshine Coast in 2013. All this focus on child care has come in handy now that I am Marmar to seven grandsons!

I think of all the art activities I've set up for children over the years and now it's my turn to give creative activities a go at the *Cottage*!

When you have spare time, what do you absolutely love to do?

I love to get away to the great Aussie outdoors, preferably in our little A'van. I also love calligraphy, listening to music and singing, Qigong, walking, swimming, reading and seeing a show or movie. Coffee, tea and cheese platters are high on my list of edible favourites!

What would you say are the three most important things for you?

Family, friends and having a laugh!



Seven grandsons keep me busy

Why calligraphy?

Good question. I've always been interested in reading quotes and short verses. When I joined the *Calligraphy & Papercraft* Group at BCC in 2015, I was drawn into a world of paper, writing mediums, scripts and design that I didn't know existed and I was captivated by all I've learnt.

I think hand written messages and cards are beautiful pieces of art and make lovely gifts.

60 seconds with Jenny Williams continued

Who would you love to meet and why (they could be living or otherwise)?

Roy Orbison. I love his sound and songs but I don't know too much about his personal life and hearing him sing live would be amazing! (This, of course, is now an impossible ask, but *All I Have to Do Is Dream*.)


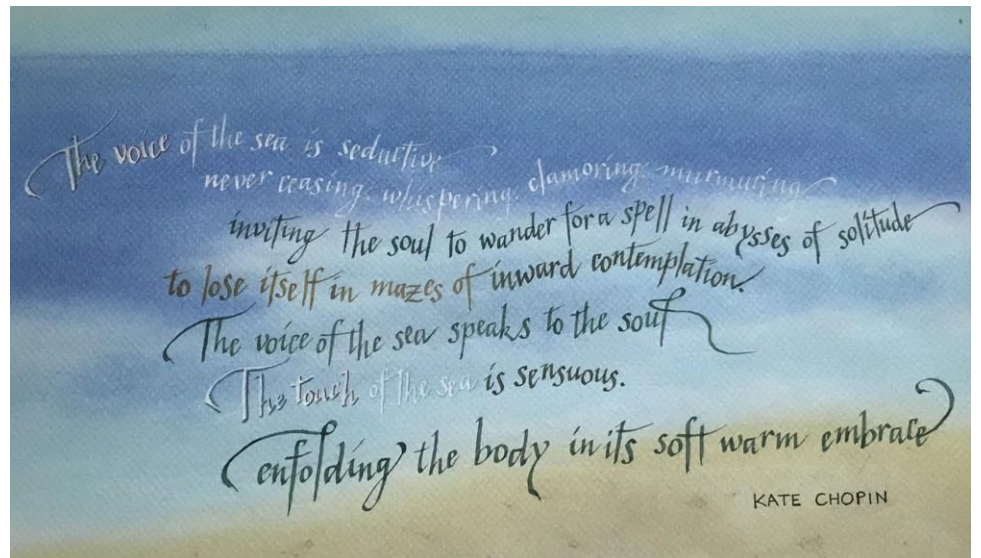
Do you have a favourite quote?

People wait for the big moment, the great event, and forget that happiness comes from building steadily on the small daily things of life. People wait for that special moment to express love and forget that love springs from thoughtfulness practised every day. People wait – but waiting is future and now is always the time (from Meher Baba)

What was the last good book you read or film you saw?

Book: *West with Giraffes* by Lynda Rutledge. After reading this book it has made me think I'd like to do a close encounter with a giraffe at *Australia Zoo*.

Film: *One Life* starring Anthony Hopkins & Johnny Flynn. My sister-in-law's daughter from her first marriage, Jarrah, who now lives in Brisbane, recently told me her grandmother was one of the refugees depicted in this movie. Talk about "Six degrees of separation."



'Hamish' was inspired by my grandson, Hamish, who was four at the time I created the work. He is really into bugs and is an animal lover. It received first prize at the Brisbane Ekka in 2022

drawing

Welcome to 2024

Some of our members have enjoyed travel, so all being well, we will soon see some of their experiences expressed by creative art.

We have many styles, singularly or combinations of the following; pen and ink, sometime with a wash, charcoal, pastels, graphite and coloured pencils, and watercolour pens. If you can hold it in your hands, then we will use it.

If you are interested in the drawing group, please feel welcome to visit us Thursday mornings and say hello.

*"Those who do not want to imitate anything, produce nothing."
Salvador Dali*



Graham's young dove



Deanne's landscape in progress



Jillian's morning after the cyclone

Drawing gallery continued



Sarina's owllet



Gaye's botanic garden



Are you interested in becoming a member of the Buderim Craft Cottage?

Visit our website to find out about the range of groups and upcoming events

[Learn more about](#)

- Drawing, life drawing and portraiture
- Calligraphy
- Yarns and Fibres
- Fibre Art and Surface Design
- Needlework and Lace
- Machine Embroidery
- Mixed Media
- Painting
- Patchwork
- Photography
- Silversmiths
- Pottery



The Buderim Craft Cottage is a community association dedicated to the study and promotion of art and craft. It has 13 groups and over 300 members.

We are a non-for-profit community association. Members pay an annual fee which entitles them to use the cottage facilities.

POTTERY



It's back to business – happy hours of creativity and laughter with this awesome group of talented artists again in 2024.

The end of year festivities forced a break in routine. The Pottery Group was, as always, strongly represented at the Cottage Christmas Fair, and what followed was the usual tidy-up time in preparation for the new year.

Deidre's idea of our Christmas get-together enjoying a Seafood Cruise on the Mooloolah River was a winner. No cooking, no cleaning – just indulging in good food, fresh air and splendid company. Well done, Dee!

With Cottage renovations being undertaken early in January, the Group was not fully functional again until Tuesday 30 January. The meeting was dedicated to learning a new technique.

Egyptian paste – a self-glazing clay suitable for small beads, sculptures and press-moulded forms.

Its history goes back to ancient Egyptian times when it was used to make small statues (figures), ornaments (scarab beetles) and jewellery (beads and pendants).



Enjoying the Christmas cruise on the Mooloolah River

Fibre Art and Surface Design Gallery



The skilled artisans from the Fibre Art and Surface Design group will be showcasing these and other creations at the Atrium exhibition, “Existence”, from 18 – 26 May 2024.



Judy with her stunning marks on paper



Cathie's book of treasured family textiles



Cecily is dyeing leather using shaving cream



Audry's painting a garden



Lyn's sun dyed fabric



Roxanne is our expert gel printer



Kerry's beautiful felted flower brooch



A collection of leather purses



Jan's little needle-felted mouse



Jill's sun dyed fabric

Calligraphy & Papercraft

How I Became a Calligrapher: by Roz Bull

Pen Ultimate is a wonderful name for a shop selling pens, fine paper and ink.

Catalogues were attractively arranged on a chair at the front door. As I drew closer, the proprietor saw me and encouraged me into his tiny Sydney shop.

Curtis was an exotic creature. Late twenties, of Bosnian heritage, his grandmother having migrated many years earlier, he reigned supreme in his domain.

He was dressed immaculately in a suit, waistcoat and bow tie. Certainly a devotee of the finer things of life, he appeared to have just stepped from another time where fast communications have no place.

He would look appropriate on the TV series "Selfridges". Curtis was having his morning cup of tea when I stepped into his life.

On a silver tray was an exquisite China set for one person, consisting of teapot, cup and saucer, sugar bowl and milk jug.

Prominently displayed was a book titled *Improving Your Penmanship*. It was written by the owner of Pen Ultimate, a lady who was once a letter writer for Queen Elizabeth II.

For many years, I had wanted to improve my handwriting. Opportunity beckoned.

Curtis was conversant with the history of letter writing and seemed to be guarding this fine tradition against the assault of the modern world.

He writes a dozen letters a fortnight with carefully practiced penmanship which is so attractive that I have kept his handwritten receipt. Perhaps he could show me some paper?

Curtis carefully took paper from its presentation package, lovingly caressing it as he did so, in the same way I have seen my brother, a woodworker, caressing a piece of particularly fine wood. The paper was white and of superb quality. I thought it looked austere.

I use a lot of cards for letter writing, and for writing birthday, sympathy and thank you letters my preference being for cards with an attractive design on the front similar to a greeting card.

Appropriate cards for this purpose have become scarce and I have recently been looking in vain.

On mentioning this, from the top shelf Curtis took a music box of just such cards. Perhaps they had been there for some time. They were not dusty. Nothing is dusty in Pen Ultimate.

The music from the box was Beethoven's "Ode to Joy". How appropriate. It was just how I was feeling!

No items in Pen Ultimate have a discount sticker but, as I examined the box, Curtis said he could "let me have it" for what was a significant discount. Sold!

I bid farewell and stepped out of the shop and into the 21st century.

Several days later, ready to begin the task of improving my handwriting, I returned and bought a pen.

How I became a Calligrapher continued

It was then I noticed how some ink bottles have a sloping base which allows them to lean towards the writer making it easier to dip the nib or quill.

Inks come in all colours, even mauve and turquoise. However, Curtis recommended that for me the blue would be the most appropriate and who am I to disagree with the master?

Back at the Sunshine Coast, I wasted no time in contacting the Calligraphy & Papercraft Group at Buderim Craft Cottage.

There, stretched out before me were fascinating scripts, beautiful metallic inks, amazing nibs from all over the world and a history of calligraphy stretching back for centuries.

Best of all, the group was friendly and helpful. I had found my tribe



Have you visited the Buderim Craft Cottage Atrium lately?

There are hundreds of stunning and unique items created by our members on display and for sale. The Atrium is open seven days a week from 10 am to 2pm daily .



Machine Embroidery and Machine Sewing

The Machine Embroidery Group, which has been operating at the Cottage since 2008, has seen the craft change quite a bit over the years.



While our sewers use specialized machines, the embroidery designs have improved dramatically over the years and become more creative with more 'In the Hoop' designs.

Now we can sew more than embroidered squares turning them into bags, cushions, placemats, quilts and clothing trims.

Who would have thought that we can now make a complete bag with inserted zipper in an embroidery project. Not only that, we can embroidery on leather, felt, rope bowls and even cork fabric.

We even have talented members who digitize and, design their own stitcheries and turn them into a machine embroidery file.

Key in the design, hoop up your stabilizer and fabric, put it into the machine, press go, then have a cuppa and a chat whilst the machine does all the work.



Norma's pink bag is completely done on the embroidery machine. The crème section with the embroidered bird is a synthetic leather and fabric sides – amazing don't you agree.



Wendy's Christmas Table runner too, has been completely sewn 'In the Hoop' with a flip and stitch method. The only thing sewn on a normal machine setting is a sewing stitch to attach the binding around the edge.

Needlework Group

Welcome back to
Needlework/Lace
Making for 2024
everyone

Since our last newsletter, we have participated in the Cottage Christmas Fair, celebrated 2023 with a Christmas lunch and taken a short break (those few weeks really flew by).

A keen group of ladies made a start on the 3 January. Some of the group have a plan to work on unfinished projects throughout the year as well as creating new ones. A tapestry scissors/key fob, including the use of beads, was our first group project for the year.

Thank you to all those involved in organising and trouble-shooting this small but challenging project. This month, we have had a fire drill review and an explanation/demonstration of the new defibrillator.

Thank you so much for your time and expertise Karen (one of our three Karen's!).

Our calendar of events has the bones for a busy, productive year.

Keep an eye on the Cottage events calendar for news on upcoming events and remember the bring-and-buy on the first Wednesday of each month (morning)!

The sixth of March sees the beginning of a new group project, an embroidered needlework scroll, for those who wish to prepare and join in, and the Easter Fair will be on Saturday 30 March.

We have been invited to Bribie Island to attend the Natalie Bird Tully Bag Workshop on 7 June, and on 8 June there will be a workshop at the Buderim Cottage: Betty's Jacket Sew and Sew, with a shared lunch.



Karen's tapestry work in progress

Please add your name to the lists on the needlework noticeboard if you wish to attend either, or both, of these workshops.

The Needlework, Patchwork and Machine Embroidery Exhibition will be held between 19-28 July.

All offerings of a piece of hand-stitching secured in a hoop, any size, will be gratefully accepted (to be put on display as examples of forms of needlework), as will any items for sale or exhibition-only.

A number of other events are planned throughout the year, and we'll let you know in future newsletter editions.

This year, like previous years, will no doubt go by quickly. Please keep our sale's stalls in mind as you tap into your expanding skills and creativity.

Any support, large or small, contributes to your group and the continuing functioning of our cottage. Happy Stitching.

Check out the beautiful array of needlework creations



Karen's completed tapestry fob



Karen's intricately embroidered bag



Karen's sashico purses



Gail's tapestry scissors fob



Gail's embroidered project roll; our next group project



Yvonne's stash buster rug



Cheryl's appliqued and stitched quilt



Inga-Lill's Christmas inspired jar covers



Lois' fabric crumb machine stitched placemats using some iconic fabric

Patchwork Group

Lots of members are back at sewing and enjoying each other company and exchanging ideas.

Work is already underway on items that will be shown at the combined Needlework, Patchwork and Machine Embroidery Exhibition in July.

We hope that everyone will come along and have a look at the creations and vote on the one you love the best..

If you know anyone interested in coming to Patchwork, please contact:

Karen:
doylesonmarlin@bigpond.com



Christmas creations



Hexagon quilt



Pretty quilt

Would you like to contribute to this newsletter?

Send your ideas, articles, and photos to newsletter@buderimcraftcottage.com.au by 25 March 2024. The next newsletter will be published in early April 2024.

Please include your name, group, and a contact number. And don't forget that all photographs must be approved by the participants before being sent.



Editor's pick – a wealth of wonderful images has yet again been contributed to the newsletter including this beautiful felted flower brooch from Kerry in the Fibre Art and Surface Design group

Discounts for Members

Several local Sunshine Coast businesses give discounts to Cottage members. Phone them to learn more about the discounts on offer.

Accolades (framer and trophies)
26 Nicklin Way, Minyama
mobile: 0417 208 345
Email: accoladesawards@yahoo.com.au

Eckersley Art Store
11 Nicklin Way, Minyama
Phone 07 5444 0311

Sunshine Coast Art & Framing Gallery
8 Nicklin Way, Minyama
Phone 07 5444 0009


Johno's Fabric Variety
77 Duport Avenue, Maroochydore
Phone 07 5443 5966

Art School Co
32 Wises Road (next to IGA)
Mobile 0491 756 172

Would you like to learn more about the Buderim Craft Cottage?

Visit our [website](#)

Like our [facebook](#) and [Instagram](#)



Call us on 07 5450 1714

Or come along to the Cottage located at

5 Main Street, Buderim QLD 4556