



# Buderim Craft Cottage Autumn News

A vibrant, abstract graphic with shades of blue, purple, and pink, featuring a person's silhouette. The text "WINTER SCHOOL" is written vertically on the left side in a large, semi-transparent font.

**BUDERIM  
CRAFT COTTAGE  
WINTER  
SCHOOL**  
5-13 July 2025

Registration opens - 1 April 2025

**BOOK ONLINE**

[www.buderimcraftcottage.com.au/  
winter-school-2025](http://www.buderimcraftcottage.com.au/winter-school-2025)

.....

Get ready for an opportunity to learn and hone your art skills with a selection of workshops offered over 9 days at the biannual Buderim Craft Cottage Winter School 2025 running Saturday 5 July to Sunday 13 July.

.....



The Buderim Craft Cottage is:

Proudly sponsored by the Sunshine Coast Council's grants program.

We acknowledge and thank the Buderim Foundation who have provided financial and material support for the Buderim Craft Cottage.

Issue March 2025 Edition





## EVENTS CALENDAR

### MARCH

#### COTTAGE OPEN DAY

SAT 1ST 9AM - 2PM

#### AUTUMN IN THE ATRIUM

SAT 22ND 10AM-2PM

### APRIL

#### BUDERIM EASTER FAIR

SAT 19TH 8AM-2PM

### MAY

#### FIBRE ART EXHIBITION

FRI 16TH - SUN 25TH

#### MIXED MEDIA EXHIBITION

THU 31ST MAY - SUN 8 JUN

## Table of Contents

02. Events Calendar
03. Jenny's Jottings
05. Open Day 2025 - Photo Gallery
06. Winter School 2025
07. Pottery Group
08. Fibre Art and Surface Design
09. Drawing
10. Calligraphy & Papercraft
11. Machine Embroidery & Machine Sewing
12. Needlework
13. Mixed Media
15. Remembering Cyclone Tracy: Jillian Bergman's Story and Art
16. Lois' Story
18. This and That





# Jenny's Jottings



The Cottage is running on sunshine! BCC is now powered by a 19.4 kw solar system which was installed on 13 December 2024. Thank you to the Sunshine Coast Council for supporting this upgrade with a major grant funding of \$10,000 towards this project. The remaining cost of \$14,962 was funded by the Cottage. The new system is designed to handle the anticipated

addition of air-conditioning for the entire Cottage. This will be researched in the coming months.

Have you noticed that the lighting in the Cottage is better lately for your creative work? One of Karen Doyle's last duties as VP Property in December last year was to oversee the upgrading of the fluorescent lighting to LED lights, throughout the Cottage. A scissor lift was employed to do the work in the Atrium Gallery due to the height of the lights in that area.

On Tuesday 18 February, a light lunch was held to thank the outgoing Executives, VP Property, Karen Doyle, and VP Events, Joy Varney and celebrate the incoming Management Committee. Group Leaders, Group Treasurers, Admin Officers and the Management Committee were invited.

It was great to see 27 people attend, have time to socialise and hear the thank you speeches by Sheena Griffin and Kay Weber. The outgoing



Outgoing VP Property, Karen, President, Jenny, outgoing VP Events, Joy



Executives cut the celebration cake and were presented with flowers and a hand-made card with messages from many Cottage members. Karen has taken up the role of BCC Bookkeeper so we are grateful for her continued valuable contribution to the running of the Cottage. Thank you to Phil Gordon for the photos of the event.

There are many people who give time and service to the Cottage and keep it running smoothly and I am thankful for every one of you and your wonderful input, drive and enthusiasm! This was very apparent at the COTTAGE OPEN DAY, which was held on Saturday 1 March, 9am – 2pm.

It was a credit to all members who came, set up displays, gave demonstrations, served refreshments



Cake



and were welcoming and chatted to the public about what their groups do throughout the year. It was





Silversmiths - Marie explains the craft

very enjoyable meeting visitors and answering their questions and letting them know more about what we do at the Cottage.

### A BIG THANK YOU to:

- Graham Donnelly who designing the fliers and signs for the event
- Members who donated home-made biscuits and slices
- Group Leaders and group members who volunteered to set up, set down &/or man the stalls
- Sheena Griffin who manned the Atrium Gallery
- Anne-Marie Dewar who managed the kitchen & the members from several groups who assisted her

I look forward to seeing some new people joining your groups as a follow-up to the Open Day event!



Fibre Art & Surface Design  
Lyn talks to the public

BCC's new VP Property, Margaret Woodgate, has been doing a sterling job in her new role and, among other things, has organised the repair of two

roof leaks, the subsequent water damage in the Pottery room and trimming of trees near the back of the building over the summer period. Thank you to the Sunshine Coast Council arborist team for their help in clearing a fallen tree at the front of the Cottage in December and subsequently trimming the overgrown vegetation at the back of the building.

New floor tiles will be laid in the Atrium Gallery in early March due to the wear and cracking of a number of tiles in the high walk areas. This is planned maintenance for this year costing \$13,034. The Atrium Gallery will be closed for demolition of the current tiles and laying of the new tiles from Sunday 2 March. It will transform the Gallery!

Autumn in the Atrium is being held on Saturday 22 March 10am-2pm. This is a good time to come and walk the new tiles and meet the people who create the beautiful arts and crafts that are sold



Drawing - Sarina gives information

throughout the year in the Atrium Gallery. They'd love to show you aspects of their artistic work.

The last few months has seen a spate of electrical items break down, so replacement items have been approved by the Management Committee: hot water system and dishwasher in the Courtyard Kitchen, the computer in the Office and computer monitor in the Main Work room. It is anticipated that the new dishwasher will be installed prior to the Easter Fair. Thank you to BCC's Treasurer, Sheena, Kitchen Manager, Deidre, and Secretary, Lou, for your assistance with the new purchases.

There's a fabulous line up of tutors to host workshops for BCC's Winter School which is happening on 5-13 July this year! Kay Weber and her team – Di Avilov, Wendy Cooke, Sue Dingle and Lisa Gregg have been working for 12 months to get the show on the road.

Thank you to Bendigo Community Bank, Buderim Branch, for sponsoring the 2025 Winter School.

Stay tuned for further Winter School updates:

- Mid-March: Winter School program on BCC website
- April 1st: Registrations open to book workshops on website

The Winter School organisers have put together a great program of workshops. All Cottage groups need to get in early and support the event to maximise the fun!

There're terrific times ahead this year. We have such a lovely venue to pursue our art and craft activities. I hope you thrive in your artistry and make good friends while at the Cottage.

Cheerio for now.

*Jenny Williams*

PRESIDENT



# Open Day 2025 - Photo Gallery



Machine Embroidery Group's stall in foreground



The kitchen team



Painting group in action



Mural of information about Buderim Craft Cottage



Patchwork and Needlework groups' gather to sew



Sue demonstrates for Mixed Media



Annette, meets & greets at Calligraphy & Papercraft stall



The public view Photography's display



Anne-Marie and Cathy enjoy manning the kitchen



Life Drawing & Portraiture Group, a welcoming site at the front of the Cottage



Enjoying a cuppa in the courtyard



Time to socialise in the courtyard



The Atrium Gallery is enjoyed by all who come, Sheena & Margaret in background at desk





# Winter School 2025

2025 Winter School is suddenly very close! Thanks to a diligent organising committee, planning has been quietly advancing for about 12 months. The result is a strong and exciting program of beginner workshops and master classes, as well as the popular artist talk.

## WHAT'S ON OFFER?

Buderim Craft Cottage extends a warm welcome to several new tutors this year—offering new ideas, new approaches, and new possibilities for our creative community. We are especially grateful for Bendigo Bank's generous sponsorship of travel and accommodation for two Interstate tutors: Melbourne-based master calligrapher, Gyounghee Lee, and internationally recognized Launceston-based pastel artist, Leoni Duff.

Topics are diverse. Whatever your interests and skill levels, there is sure to be something for you. This year's ARTIST TALK will hold both interest and relevance for all. Artist and Art Therapist, Ali Gillett will explore how understanding our sub-conscious can transform how we create! There will be no more "artist block" for those who attend this talk!

## ACRYLICS

Palette Knife Painting Magic: 2-day workshop.  
Tutor: Don Milner

## BOOKMAKING

A Gelli Print Collage Project: 2-day workshop.  
Tutor: Gyounghee Lee

## CALLIGRAPHY

The Carolingian Script: 2-day workshop for calligraphers with some experience  
Tutor: Gyounghee Lee

## DRAWINGS WITH MIXED MEDIA ON CANVAS

3-day workshop. Tutor: Tricia Reust

## DRAWING

- Drawing and Tone: An introduction to drawing techniques. 2-day workshop for those interested in starting drawing  
Tutor: Lyn Donald
- Drawing the Human Form. 2-day workshop for all skill levels. Tutor: Annette Raff

**EMBOSSING, COLLAGRAPHY & CUTOUTS:**  
Print-Making Techniques without a Press.  
2-day workshop. Tutor: Kim Herringe

## FABRIC ART & SURFACE DESIGN

- Printing and Painting on Fabric. 1 day for all skill levels. Tutor Denise Burkitt
- Painting Traditional & Contemporary Landscapes on Fabric. 1 day workshop.  
Tutor: Denise Burkitt

## PORTRAITURE

Expressive Portraits in Charcoal and Pastel.  
2-day workshop for pastellists. Tutor Leoni Duff

## SILVER RETICULATION & JEWELLERY ART

2-day workshop for silversmiths. Tutor Nick Murray

## SKETCHBOOKS

Journaling Nature. 2-day workshop. Tutor Deb Mostert

## WATERCOLOUR

Beginner Watercolour. 2-day workshop.

Tutor: Karen Gemming

- Beyond the Outline: Creating Depth in Watercolour. 2-day master class for experienced watercolourists. Tutor: Annette Raff

Can't pick one workshop from this wide range of offerings? Sign up for two!

Registration will open Tuesday 1 April, 2025. Online via the Cottage website.

Kay Weber

For the 2025 Winter School Committee





## Pottery Group



Lidia's outstanding masterpiece.....

A recent visitor to the Craft Cottage enquired about the Pottery Group. "Oh", she was told...."these potters are serious."

Really? Seriously good and also seriously fun-loving. An open invitation from Lidia to fellow members to visit her home for a lunch was met with much enthusiasm. Her speciality (one of many) topped the menu. Authentic seafood paella. And it was oh-so-good. With accompanying salads and desserts provided by the guests, the whole day's experience was wonderful.

Back to business. A two day workshop in the latter half of February was held by Janna



And we enjoyed her lovely garden



And we enjoyed her lovely garden

Pameijer. Janna has inspired us before. Each time she endorses the natural bond that the potter develops with their clay, and reminds us how giving, and forgiving, this material is. Her confidence and abandoned creativity are founded on solid basic principles and, of course, years of experience. Under her guidance large pieces grow and morph into significant statues that leave the creator in awe of their own talent! And importantly, much better equipped to take on the next challenge.

All in all, her workshop was another triumph that, by association, benefits all members of the group.

Thank you, Janna.



Leonie, Christine, Alex, Judy and Inga listen intently ....the maquette belongs to Inga



# Fibre Art and Surface Design

“Our first activity of the year involved the participation of all members. The hard-working Leaders pre-painted 2 x 4 metre canvas with bright colours. Onto this each person put their design marks. Leaves, sponges, templates, stamps and everything in between were covered with dyes and pressed into the cloth. When dry, it was cut up into many rectangular pieces. One was given to each participant to make into an item. The results are stunning, interesting and inspiring.

The focus has now turned to producing individual items for our Group exhibition: “Quote” in the Atrium Gallery from 16 – 25 May from 10 am to 4 pm. “

Suzy Furness



Desma is embroidering, appliqueing and embellishing her piece of the canvas



A leaf was covered in various paint colours and then pressed onto the canvas.



Elizabeth with the items made from her piece of the canvas



Jenny is preparing her piece for our upcoming group exhibition



Our current and past treasurers without whom our group could not flourish



Lots of laughter between members as we put our designs onto the fabric



Some of the finished items made by talented members



The various markings made by group members on top of the coloured canvas



Annette has highlighted the whites and the blacks in this cute little pouch purse



# Drawing

Welcome to Autumn.

I would say with reasonable confidence that most of us welcome the end of summer for the cooled, beautiful colour palette of nature's Autumn gifts.

This year the Drawing group have welcomed some new talented members, who are fitting into our little group perfectly. Friendly, fun and fabulous, that's us.

Drawing is fun.

## Sarina



*"The world of reality has its limits; the world of imagination is boundless."*

*Jean-Jacques Rousseau .*



# Calligraphy and Papercraft

The calligraphy group knuckled down to some serious work in early January with Dave Wood running a Summer School Workshop. This event was highly anticipated because Dave is a calligrapher with an international reputation. He is one of only 80 calligraphers worldwide to be admitted to the Society of Scribes & Illuminators in London. With such a reputation maybe we would feel intimidated? Not at all. Dave was warm, full of amusing anecdotes and immensely generous and patient in imparting his knowledge.

loved and talented members taught us the Italics script. This script originated in Italy during the Renaissance. It is one of the most elegant of popular calligraphy scripts. Yvonne said it's her favourite script because she can do so much with it. She particularly enjoys the lovely flowing movement and rhythm that develops while writing Italics. Yvonne has produced and exhibited many framed pieces. She gifts her time to our group by regularly mentoring new members.

During February Yvonne Reed, one of our much

Roslyn Bull



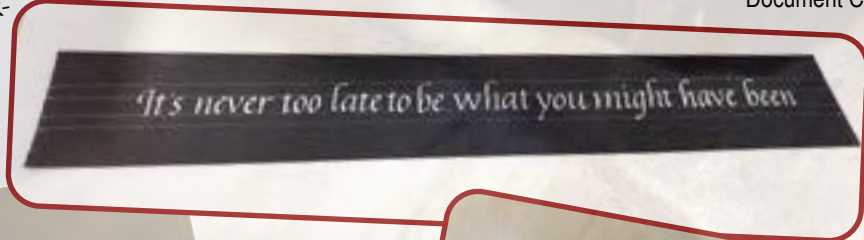
Lyn and Anne-Marie enjoying Dave Wood's Workshop



Gillian and John learning from Dave Wood



Dave made good use of the Cottage Document Camera





# Machine Embroidery and Machine Sewing

Stitch, Create & Connect!

Looking for a fun and creative way to spend your Tuesdays? Join the **\*\*Machine Embroidery and Machine Sewing group\*\*** at Buderim Craft Cottage!

We're a friendly bunch of ladies who love sewing and embroidery, creating all sorts of amazing pieces while sharing laughs, tips, and inspiration. Whether you're a seasoned stitcher or just starting out, there's always something new to learn and plenty of fun to be had.

We meet every Tuesday from 9:00 am to 3:00 pm. It's our special time to sew, chat, and sometimes even prepare beautiful handmade items for our fairs (because let's face it, we can't keep them all!).

Come along, meet new friends, and get inspired. Stay safe, stay well, and above all—stay creative!

May Carson

Machine Embroidery and Machine Sewing





# Needlework

Welcome to Autumn everyone, a great time to stitch in between the busy times and even if you are travelling. The Needlework/Lace group ended 2024 with wonderful Xmas lunch at the cottage. It was lots of fun, so many thanks to all who arranged/contributed in any way.

This year we again happily welcome our new members, and continue to miss those who have moved away. We have had a good sprinkling of 'zero' birthdays with more to come.

International Womens' Day will also be celebrated with needlework ladies from Caloundra and some visitors. Those of us who visited Caloundra last year will have our resulting projects on display.

Buderim Cottage Open Day was well represented. It was a lovely, relaxing time to sit and stitch together and chat to interested visitors. The complimentary tea/coffee etc was very much appreciated by all. Another sew-and-sew weekend is happening on 8th/9th March – all welcome, \$2 per day.

Our group has been busily preparing for the Easter Fair towards the end of April, and stitching cards for donation to the local community.

Thank you Margie for your donation of prepared cream fabric squares, a great basis for practicing our creativity, an interesting challenge. So far they have become amazing embroidered pouches, bags, needlecases, glasses cases, greeting cards and more. Until winter, enjoy your stitching,

Lyn





# Mixed Media

## OFF TO A GOOD START

After a very successful 2024, Mixed Media are full speed ahead into 2025 with exciting events looming on the horizon.

A propelling force for the new year was with Solè Paez, who conducted a two-day Foam Clay workshop for our group.

A very intriguing method for creating a 3D effect onto the surface of canvas with the use of foam clay, gluegun and resin. An entirely new process for us which had a stimulating effect.

A big thankyou to Solè, who works tirelessly on creating her own beautiful 2D and 3D artworks,

and is also our Cottage Webmaster.

## OPEN DAY

Once again, MM had a beautiful display for the general public to see and make enquiries about.

A successful day was enjoyed with 3 new and 2 potential members eager to join our MM group.

Thankyou to Sue Dingle, Sabrina Klinger and Anna McKinlay who gave demonstrations for the public to see how different creative effects could be achieved.

Jillian





*Mixed Media, continue ...*





# Remembering Cyclone Tracy: Jillian Bergman's Story and Art



Jillian Bergman, the current leader of the Mixed Media Group at Buderim Craft Cottage, is not only a talented artist but also a survivor of Cyclone Tracy, the catastrophic storm that devastated Darwin on Christmas morning in 1974.

firsthand. The exhibition showcased works by artists who survived the storm, reflecting their deeply personal experiences of that harrowing night when winds reached up to 217 km/h before instruments failed, leaving the true strength of the cyclone unknown. In its wake, 66 lives were lost, and Darwin was left in ruins.

Jillian's involvement in this powerful exhibition not only honors the resilience of the survivors but also ensures that the stories of that night continue to be told and remembered. There are still so many experiences left to share, and we are grateful to have Jillian's voice and artistry preserving this important piece of history.


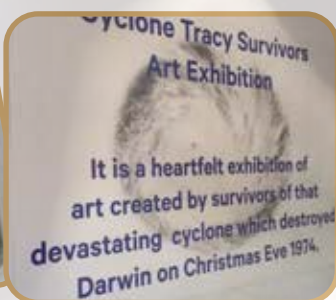
As a valued member of our creative community, we are proud to share her story and recognize her participation in the Cyclone Tracy Survivors Exhibition, marking the 50th anniversary of this tragic event.

From the editor

Held in Darwin, the exhibition was curated by Jillian, who lived there for many years and experienced the full force of Cyclone Tracy



Artist: Jillian Bergman





# Valued Member of the Buderim Craft Cottage

## LOIS' STORY



Lois Evans with book, The Parliament House Embroidery  
A work of many hands


Imagine being involved in an 8-year project (1980-1988) that produced a remarkable embroidery, 16m long x 65cms high, that is on permanent display in Parliament House, Canberra. The Parliament House Embroidery (PHE) was a gift of the Embroiderers' Guilds of Australia to the Australian people, one of the key commissioned works for the opening of Parliament House in 1988. The wonderful work of hundreds of skilled craftspeople from every Australian state and territory.

Lois Evans, from Buderim Craft Cottage's (BCC) Needlework Group, lived in Canberra at the time new Parliament House was being constructed. She worked on the PHE project as Supervisor of the ACT panel.

In February 2025, I met up with Lois to talk to her about her role in the PHE. She told me about the project and showed me the book, The Parliament House Embroidery A work of many hands. The book outlines the Idea, the Design, the Preparations for Stitching, Realisation and Completion of the PHE.

It includes Lois' words about the ACT Guild's embroidery:

Our panel comprised four sections showing the presence of Aborigines and their relationship to the land as expressed through their language



The embroidery in its case at Parliament House and art. There were four teams of stitchers.

Lois gave me more details about the sections:

1. First landscape – a landscape watercolour painting interpreted in stitchery. The Aboriginal words on the first panel are translated as: These places hold our spirits
2. Petroglyph, an ancient Aboriginal rock carving from the Flinders Ranges
3. Possum Dreaming – an Aboriginal dot painting
4. Lake Eyre, an aerial photo which was depicted with cross stitch

In the book, The Parliament House Embroidery A work of many hands, Kay Lawrence, PHE's Designer, explains "the central element in the design was the landscape: "the land as conditioner of values". The embroidery shows the Aboriginal people's harmonious relationship with the land contrasted with the different relationship of the European settlers as they sought to control and develop the land. Some sections depict the unremitting toil and hardships experienced by the early settlers



who tried to carve out a living in a strange and often hostile environment. Mistakes made in the development of the land are not glossed over but the final landscape, reminiscent of the first gentle image,

suggests a growing awareness of our responsibility and an acknowledgement of our indebtedness to the land we have made our own.”

On the last panel Halley's Comet appears as a reference to the year 1986 in which the embroidery was stitched as a link to the most famous of commemorative embroideries, the Bayeux Tapestry.

From her involvement in the PHE, Lois learned much about preparing linen for embroidery, choosing appropriate fabrics and threads and stitching work for conservation. The principles of conservation included dealing with problems of temperature, humidity, light and dust and the dangers of insects and fungal attacks.

498 embroiderers spent 11,769 hours stitching the PHE and this did not incorporate the stitching of the samplers. It has been referred to by one participant as “the seven-year stitch”. The completed panels from each state and territory were assembled in Canberra. One panel received a motorcycle escort from RAAF base Fairbairn to the assembly point in Mitchell.

The presentation of the completed embroidery to the people of Australia was held on 25 May 1988 in the reception hall at Parliament House, attended by over 600 people. Luncheon at the Australian National University followed the presentation ceremony, which was chaired

by Lois. Dorothy Hyslop who spoke for the embroiderers' guilds made the following comments:

A wealth of experience in craftsmanship and a lot of friendly cooperation had gone into the work. The embroiderers' guilds were proud that the project had enhanced their craft and brought it to a new and higher plane in Australia. This was gratifying for embroiders but it also improved the public perception of embroidery.

Lois has fond memories of the formal presentation of the embroidery and of seeing Prime Minister Hawke and her Majesty the Queen walk past her at the opening of Parliament House.

Lois continues to stitch exquisitely and enjoys visiting country museums to view their embroidered work. She is particularly interested in World War I and World War II embroidery. She let me know there is a collection of Silk Postcards at the Pioneer Cottage in Buderim and there is a collection in Nambour. Many were stitched by farmers wives in France and Belgium during the war as a response to the lonely and anxious hours sitting by the radio.

Lois is positive about the future of embroidery as there are now many ways to tap into it: books, YouTube, online ideas and workshops. More details and images about the PHE are available online.

She finds the Needlework group at BCC very creative and innovative, with lovely challenges and sharing. Lois enjoys collage techniques to make placemats & exploring with threads. She's made wall hangings and quilts and likes to bring embroidery into homes in a functional way, rescuing old embroidery and adding embroidery to clothing.

We at the Cottage are grateful to have her experience, knowledge, enthusiasm and artistry amongst us. Thank you for sharing your Parliament House Embroidery story with us.

Next time I'm in Canberra, I'll be sure to spend time viewing the PHE!

Jenny Williams



Stitches & part of the first panel of PHE supervised by Lois



# This and That

## Would you like to contribute to this newsletter?

Send your ideas, articles, and photos to [newsletter@buderimcraftcottage.com.au](mailto:newsletter@buderimcraftcottage.com.au) by 26<sup>th</sup> May 2025. The next newsletter, the Winter edition will be published the first week of June 2025. Please include your name, group, and a contact number.

And don't forget that all photographs must be approved by the participants before being sent.

every contribution is  
hugely valued

thank  
you!



## Discounts for Members

Several local Sunshine Coast businesses give discounts to Cottage members. Phone them to learn more about the discounts on offer.

Accolades (framer and trophies)  
26 Nicklin Way, Minyama  
Mobile: 0417 208 345  
Email: [accoladesawards@yahoo.com.au](mailto:accoladesawards@yahoo.com.au)

Eckersley Art Store  
11 Nicklin Way, Minyama  
Phone 07 5444 0311

Sunshine Coast Art & Framing Gallery  
8 Nicklin Way, Minyama  
Phone 07 5444 0009

Johno's Fabric Variety  
77 Duport Avenue, Maroochydore  
Phone 07 5443 5966

Art School Co  
32 Wises Road (next to IGA)  
Mobile 0491 756 172

Would you like to learn  
more about the Buderim  
Craft Cottage?

Visit our [website](#) &/or Like  
our Facebook page and  
Instagram

