

Buderim Craft Cottage Winter News 2025



"Rolling in the Deep" - one of two raffle quilt prizes

2025 Biennial
Patchwork Exhibition
Buderim Craft Cottage
June 27-29
9am-3pm

"Quilts: Stories and Memories"

Join us for a look at the continuing evolution of sewing, patchwork and quilting; plus the opportunity to purchase hand-crafted quilts, wall hangings and other bespoke items.

Admission to the Exhibition is \$5, which includes tea or coffee.
Cake and sandwiches also available to purchase.

Quilt raffle with proceeds to Inclusive Kids, a community charity which assists the financially disadvantaged.

Buderim Craft Cottage
5 Main St - Buderim

Further information: Karen Doyle 0422 680 114
www.buderimcraftcottage.com.au
(off-street parking available; wheelchair accessible)

.....
Discover the art and evolution of sewing, patchwork, and quilting at our exhibition.
Browse and buy handcrafted quilts, wall hangings, and unique pieces.
Entry is \$5 and includes tea or coffee.
Delicious cakes and sandwiches available for purchase.
All raffle proceeds support Inclusive Kids, helping local families in need.
.....



EVENTS CALENDAR

JUNE

MIXED MEDIA EXHIBITION

THU 31ST MAY - SUN 8 JUN

BIENNIAL PATCHWORK EXHIBITION

JUNE 27TH - 29TH

JULY

NEEDLEWORK, PATCHWORK & MACHINE EMBROIDERY

July 18th - July 27th

August

PAINTING EXHIBITION "ART EXPO"

FRI 8TH - SUN 17TH AUGUST

Table of Contents

- 02. Events Calendar
- 03. Jenny's Jottings
- 05. Easter 2025 - Photo Gallery
- 06. Pottery Group
- 08. Drawing
- 09. Calligraphy & Papercraft
- 10. Silversmiths
- 11. Machine Embroidery & Machine Sewing
- 12. Mixed Media
- 13. Needlework
- 14. Winter School 2025
- 15. Valued Volunteer - Sheila Tweedy
- 17. This and That



Jenny's Jottings



This year, Winter weather may be the most beautiful time of the year! Buderim Craft Cottage (BCC) certainly has a plethora of art and craft treats in store for lovers of the arts this Winter:

9 days of workshops for members & the public at the biennial Winter School

5-13 July - Winter School is proudly sponsored by Bendigo Community Bank, Buderim Branch & the Sunshine Coast Council.

Talented tutors. Vital & varied program. Book online at www.buderimcraftcottage.com.au

Four art & craft Exhibitions:

1. Mixed Media 31 May – 8 June 9am-3pm
2. Biennial Patchwork 27-29 June 9am-3pm
3. Needlework, Patchwork & Machine Embroidery 18-27 July
4. Painting 8-17 August

The Fibre Art & Surface Design (FASD) Exhibition, Quotes, held from 16-25 May, was well attended by the public as part of the Open



Studios Sunshine Coast 2025 program. Congratulations to Lyn Gooch and all those in FASD, for their fabulous creative artwork and

wonderful organisation of the event!

FASD Raffle prizes: 1st Dianne Tosh 2nd Lyn Gooch 3rd C/- Roxanne Marie



Lyn Gooch receives 2nd prize in raffle from Chris Brigg, FASD Quotes Exhibition

All Cottage members are to be commended for their enthusiasm and diligence in their participation at the Easter Fair and organisation of Exhibitions and Winter School. There are many people working exceptionally behind the scenes to make these events work so smoothly. Thank you for all your collaborative efforts and making the Cottage a welcoming place to visit. It's a five-star rating from me! ★★★★★

Air conditioning will be installed in the Main Work room and Atrium Gallery by mid-Winter, so this will keep the Cottage at a pleasant temperature on colder days. The Management Committee approved the spending of the bequeathment left to BCC by a former member, Jan Grady, for the provision of air conditioning. This will be a major improvement to the Cottage for all members throughout the year and especially welcome in the hotter months. That's cool news!

Both the Photography and Life Drawing Portraiture groups have requirements to modify the light in the Zelma Dyson room when they meet. Photography needs a dark room to view the projected photos they have meticulously produced. Life Drawing Portraiture requires light that doesn't move as their session progresses. The movement of the sunlight that comes in the windows affects the shadows on their model.

In May, the Management Committee approved

the installation of four white block-out blinds in the Zelma Dyson room to be fitted to the outer frame of the windows. The blinds will move up and down easily with the side chain. Note that there would be no need to move existing vertical blinds. To darken the glass door between Zelma Dyson and corridor: An inexpensive and simple trial 'fix' is suggested – to use 'cut to measure' pieces of corflute to insert, and keep in place with swivel clips, over the glazed areas of the door. The corflute can easily be removed for groups that require more light.

Thank you, Gordon Reddeck, Photography Treasurer, for investigating this matter. The Photography group will contribute \$400, and the Life Drawing Portraiture group will contribute \$300 to the block-out blinds project.

While we're on the topic of windows, the Pottery group installed a plantation shutter to the window in their Pottery glaze storage room at a cost of \$465 from group funds.

The Painting Group has approval to spend up to \$1000 from group funds for two (2) 'Square' reader devices and two (2) tablets to be used during their upcoming August Art Expo.

BCC's modem has now been replaced, and the Wi-Fi and computers are back in business. Sorry for the inconvenience but our Secretary, Lou, did a great job keeping on top of the problem.

A new photocopier is to be installed by the beginning of June, due to the toner for the current machine no longer being manufactured in Japan. In addition, remaining stocks in Australia can't be guaranteed. It was approved by the Management Committee: That a new photocopier be purchased for the Cottage at a cost of \$5,498.00. There will be training by a Sunshine Coast Business Solutions technician about the new photocopier, available on more than one day, to upskill Cottage members. A further motion was passed: That colour photocopying at the Cottage be limited to nominated individuals with a code. Thank you, BCC's Treasurer, Sheena, for managing the replacement of the photocopier.

St Mark's Anglican Church, our neighbour, have notified BCC that they will be trimming the trees along the western side of the Cottage in about



If looks could kill, Gordon removing a heliconia from BCC front garden

one month's time. This is very much appreciated as some branches are overhanging BCC's roof.

Thank you to VP Property, Margaret Woodgate, for her quick & thorough response to maintenance issues that arise at the Cottage, whether it be in relation to lighting, cleaning, mice, tree lopping and all manner of things. Please note, there is a bright orange Repairs and Maintenance Request Register folder in the top right-hand pigeonhole in the Main Work room where you can write down any maintenance required at the Cottage. Margaret checks the folder regularly and will follow up on your entries.

There's a small group of friendly people, Margaret, Daryl, Gordon, Howie and I, and sometimes Karen & Steve, who carry out BCC's Garden Maintenance from 3.15pm - 4.30pm on the fourth Friday of each month. You're welcome to join us. Let me know if you'd like to come along. My email: president@buderim-craftcottage.com.au

Thank you, Karen Doyle, for your excellent effort in pressure washing the outside concrete areas. Last year we removed a spreading section of heliconias from the front garden. The heliconias return regularly, but we are adept at removing them now, and I think we are winning the battle!

Cheerio for now.

Jenny Williams
PRESIDENT

Easter 2025 - Photo Gallery



Pottery Group

We mourn the loss of a valued and much loved member of our Group in March. David Nielsen was a regular member at our Tuesday meetings for decades. He was most often the only man in the room and, as a very capable handyman, we were so lucky to have that go-to person to sort out all our maintenance issues - he never ever complained. He, with his wife Beth and daughter Deb, were part of the Cottage family. He is sorely missed.

Our display at the Easter Fair was again colourful and eye-catching, certainly appreciated by the steady flow of visitors. It was a glorious day, and our ladies in the kitchen were kept on their feet. Thank goodness for the humour that inevitably surfaces when the going gets tough!!! A big thank you to all involved.

This year's Sculpture Garden in September promises to be showcase of the work of not only our popular stalwarts who have been the backbone of this event, but also a number of newer members with remarkable talent. Expect to be challenged for choice; the exhibits on offer will be diverse and thought provoking.

The photos are all captured on one busy Tuesday morning - and speak for themselves.



You can fix it, Paul...



Leonie has modelled a



Kate's model reflects her fun na-



Work in progress for Judy



Jude asks Pam for a critical opinion



A SALUTE TO DAVID NIELSEN



Always one of us.....

Away on a holiday cruise with his wife, Beth, David Nielsen suddenly and sadly passed away in March, aged 88 years. He enjoyed life to the full, and leaves behind a notable legacy at Buderim Craft Cottage. For 29 years he was an integral member of the Pottery Group. He loved the Cottage, where he selflessly gave his time and expertise to the innumerable improvements to the physical structure and layout of the building and surrounds that members from all the different clubs benefit from today. He was appointed an Honorary Life Member.

Buderim Craft Cottage has grown enormously since its beginnings. Recalling the years of development, it was the members themselves who “dug deep”. David was very much a presence. His experience in the building industry, as well as his practical know-how, made him an invaluable member of the committees that were set up. From the brainstorming to the hard labour, David was not shy to roll up his shirt sleeves and get stuck in. To recall a few of the projects ..

- When the new pottery room was built, David determined to maintain an architectural look with the high dome roof, a design feature that was carried through to the Atrium.
- On the subject of pottery, the shelves and moveable trolleys that we take for granted in the glazing/firing room bear David's trademark.
- Before the Fabric Arts Room was constructed, a retaining wall to contain the bank behind the Pottery Room had to be built. This awesome task was undertaken by David and Irene Marshall (then well into her 80's), lugging rock by rock into place over many Tuesdays, many months.
- David organised the foundations for the three totem poles that were custom designed and sculpted by the Pottery Group to celebrate The Millenium. He

was again called on at a later date to reposition them to the front of the cottage when trees had to be removed.

- David to the rescue again, when Pam Thomas and the late Carol Parsons decided that the Pottery Group would build a Gaudi -inspired bench to mark the Cottage's 40th birthday. This iconic bench is double sided as a result of David's input and, thanks to David, is so well “seated” in the garden a cyclone wouldn't budge it.
- It was Jan Nelson who suggested that a memorial plaque be created by the Pottery Group to commemorate the 100th anniversary of the landing at Gallipoli. The mural, designed in three sections (David's idea), depicted the men and women of Buderim and surrounding areas who were engaged in all conflicts. It took 18 months to complete and Deidre Phipps suggested that the external wall of the Library would provide the perfect backdrop.
- For exhibitions and fairs in the early days, buckets, paint tins, stools and small tables were disguised with hessian to display our wares. The plinths we use today, many of which have had rollers installed, are David's handiwork. Over the years, as and when extra units were required or modifications/repairs became necessary, it was David to the fore.
- For many years, the paths and the area adjacent to the Atrium was laid with pavers. These were rescued by David from the tip and delivered to the Cottage for free. Under his instruction, and with his help, the work was laboriously undertaken by “his girls”, fellow potters one and all!

The list goes on and on. For David never said “No” when his help was needed.

Unless away on vacation (David and his wife Beth notched an enviable 103 cruises over the years!) Tuesday morning with the Pottery Group was a given. A talented artist in his own right, David's speciality was wall plaques and planters, nearly all of which grace his home garden. It must be said – how this big hearted gentleman, held in highest esteem and with an irrepressible sense of fun, was never intimidated by the dominantly female co-potters that plied their art around him. He was simply, and unequivocally, “one of us” – who fortunately never balked from the fact that when there was man's work to be done, he was the one with the broadest shoulders.

Two weeks before his death, the Pottery Group shared a fun day at Lidia's home. David and Beth were with us that day. Little did we know that this was our final goodbye.

To Beth and to David's daughter, Deb, thank you for sharing your special man with us. So many happy memories. Sending much love.


Drawing

Welcome to Winter when we can now forget about how hot summer was, and start grumbling about the cold, chilly winds and rain.

Our friendly group have been enjoying the freedom of our solo projects. You will find us, head down and pencil up working quietly on our own soul lifting endeavours. Nature to Nurture and everything in-between. that's The Drawing Group.

We are content.

Sarina



"Life beats down and crushes the soul and art reminds you that you have one."

Stella Adler

Calligraphy and Papercraft

Open day at the Cottage was a huge success for our group. The beautiful display and demonstrations by passionate members resulted in two new members signing up and four others indicated they'd like to come and try.




Noreen working at the Open Day

This influx of new members influenced the structure of our Autumn meetings. While John McMahon and Noreen Prendergast mentored the new members, others chose between participating in workshops or working on individual projects.

Loraine Chapman's bookmaking workshops, titled "Crown Binding Bookmaking" and "The Exploding Book" engendered a lot of interest.



Loraine's bookmaking workshop.



Crown Binding Book

At Roxanne's geli printing workshop the group produced hundreds of beautiful designs in all the colours of the rainbow.

Members electing to work on their individual



Roxanne's geli printing workshop

projects were called the Freestyle and Fabulous group. They produced cards for the Easter Fair and the Community Cards Project, entries for the EKKA, and contributions for our new tea towel with the theme Words Words Words.

Roslyn

Silversmiths

The cottage open day was well attended and lots of people were very interested in the works that were being demonstrated.

Silversmiths had a great Easter Fair, with lots of new pieces made and sold, so a good result.

We have all been creating lovely new pieces and getting very creative with new ideas and techniques being tried out.

Everyone is looking forward to the upcoming winter school.

We are all working on new and exciting things for our upcoming exhibition at the end of October.

Cherie



Machine Embroidery

Now that the Easter Fair is behind us the Machine embroidery Group have been powering along with their machine embroidery projects in readiness for our Joint Patchwork, Needlework and Machine Embroidery Exhibition in July.

As a group we come together to work on various projects using a variety of machine embroidery techniques. Some ladies just enjoy stitching out the designs and incorporating them into their own projects, and others like to make the ITH (In the hoop) projects which take a bit longer and uses more skill in putting together the fabric and colour threads. Really our craft can be as easy or as hard as you want it to be. The fun is we always share our learning and creations with each other in a warm, kind and caring environment.

Once a month we set aside a day to sew for a worthy 'Not for Profit' organisation. In April we made fabric hearts for the "Mater Mothers Hospital". These hearts are used for preemie babies and their mothers. Mother and baby each get a heart to

wear, and then these are swapped over, so that mother and baby bond by the smell of the other. We're always eager to give back to the community and constantly look for organisations that we might be able to assist using our sewing skills.

PICTURE DESCRIPTIONS.

- Designs used in own projects. made by Bev Johannsen for her granddaughter Mini Mouse bags, Easter bunny with pouches.
- "In the Hoop" designs – that's the embroidery and project stitched on the machine – African Table Runner by May Carson, sewing caddie and pin cushion by Karen Wikman.
- Show n Tell sewn by a couple of ladies and the bag with cork sewn by Norma Forrest.

Cheers


May



Mixed Media

EASTER FAIR

At the Easter Fair paintings were sold along with many cards, a big thank you to our participants and helpers who made it an enjoyable and successful day. What a great team!



MIXED MEDIA EXHIBITION

We look forward with great excitement to our annual exhibition which is officially opened by Cr Taylor Bunnag, on Saturday 31st May at 3pm. Cr Ted Hungerford will also be accompanying him.

Our theme for the exhibition this year is 'Emotions'. This interesting topic is expected to produce an intriguing array of artwork. Each artist will interpret and create art that evokes some sort of emotion, according to their own personal experiences. Our members have been working hard to produce work that will convey this theme.

It will be an extravaganza of an Opening with delicious refreshments, a local musician, a raffle, beautiful artwork and good company. All art will be for sale and this exhibition is not to be missed.



Jillian



Needlework

As winter settles in, it's the perfect season to cozy up with your stitching projects. With the cooler months upon us, we encourage everyone to keep our upcoming Needlework Exhibition and Christmas Fair in mind as you continue creating. These events are wonderful opportunities to showcase your beautiful work, so let the chilly days inspire you!

We're delighted to extend a warm welcome to our new members and visitors who have joined the Needlework group, it's always lovely to see fresh faces and new talent in our midst.

In celebration of International Women's Day, we recently shared a truly enjoyable morning with fellow stitchers from Caloundra and Bribie Island. The gathering was filled with friendship, tea and treats, a bustling bring-and-buy table, lucky door prizes, and the inspiring presence of

special guests who shared stunning handmade bags created by a remarkable group of women working to improve their lives through craft. A heartfelt thank you and congratulations to all the wonderful ladies who organised such a meaningful and memorable morning.

Our recent Cottage Open Day was another highlight, an uplifting experience full of creativity and connection. It's always a joy to see our members sharing not only their needlework and lace-making skills but also the laughter and camaraderie that make our group so special.

Wishing you many cozy and creative hours this winter. Until we meet again in spring... Happy stitching!

Lyn



Photo of Inga'il's project rolls



Cheryl's smocked hangers




Photo Cheryl's stitching



Karen's crocheted clutch



Jenny's glasses cases



Michelle's hexagon quilt

Winter School



Remember...

2021 Winter School

2025 WINTER SCHOOL PROMISES TO BE EVEN MORE FUN!

The Winter School Team thanks everyone who has registered early—you have really assisted our planning and promotion. Several workshops are already SOLD OUT!

Some workshops still have a few places and **NEED YOUR SUPPORT.**

- **“PAINTING LANDSCAPES ON FABRIC”** ...drag, scrape and dab to create landscapes on fabric!
- **“CAROLINGIAN CALLIGRAPHY”** ...learn this time-honoured script!
- **“GELLI-PRINT COLLAGE BOOK-MAKING”** ...bring old gelli-prints, tissue papers, origami papers, interesting old book pages, or anything else you have stashed away... apply surface design skills to create a collaged book!

BE QUICK if you want to do the following workshops because they have only limited places left.

1. **“SILVER RETICULATION: JEWELLERY ART”**
2. **“DRAWING THE HUMAN FORM”**
3. **“USING DRAWINGS IN MIXED MEDIA ON CANVAS”**
4. **“PALLETTE KNIFE PAINTING MAGIC”**
5. **“EVERYDAY NATURE SKETCHBOOKS”**
6. **“BEYOND THE OUTLINE: DEPTH WITH NEGATIVE SPACE”**
7. **“DRAWING AND TONE FUNDAMENTALS”**

Registration closes on Friday 27

June. Don't delay. Remember morning tea and lunch are included in your fee.

We look forward to welcoming everyone and sharing the creative ideas, the fun and the food of our 2025 Winter School!

The Winter School Team

Valued Member of the Buderim Craft Cottage

SHEILA TWEEDY



Sheila Tweedy established the Patchwork library

Saturday 29 March was a blustery rainy day on the Sunshine Coast. While most of us preferred comfort and shelter indoors, Sheila Tweedy was out in the rain swimming 200m breaststroke at the Noosa Masters Swimming meet. She's a fit 85-year-old, who's been a valued member of Buderim Craft Cottage (BCC) for 32 years.

Sheila's career was in teaching primary and high school students, chiefly as a PE teacher. In her teaching days, it took dedication to become a PE teacher. While teaching 5 days a week in Brisbane, she went to UQ five nights a week and on Saturday mornings for three years to earn her PE qualification.



Sheila enjoys geometric designs, colours of modern patchwork

She taught PE in Gympie, married a forester, and had three children, a girl and two boys, and sewed

all their clothes as they were growing up. Ten years before joining BCC, Sheila began patchworking when she took a year off teaching at the time her daughter was in year 12.

In 1991 she moved to Buderim and Sheila's aunt, Hilda Withers, who was a member of the Patchwork group, introduced Sheila to BCC. Sheila was also interested in the Fabric Arts group and became a member of their group and was their Treasurer for three years.

Sheila has enjoyed a long association with the Patchwork group. She likes the mathematical challenge of patchwork, the geometrical designs,



3 grandchildren, Sappo, Emily, Jack with their 13years quilt

the colours and prefers modern patchwork where you "do your own thing" rather than the traditional style. She likes to design the pattern on her quilts to highlight the interests of the person she is making the quilt for. Her eight grandchildren each received a quilt when they turned 3 and 13 years old. It was a basketball theme for one grandson who's now on a basketball scholarship at a Southport school to hone his skills.

Leader of the Patchwork group for 18 years, Sheila says she loves the people in Patchwork because they concentrate on giving. Selling their work is not their major emphasis. They share fabrics and make things to give to others. A highlight is the biennial Quilt Shows, where along with the beautiful display of quilts, there are quilts raffled for charity. The proceeds are donated to a small local organisation. This year it's for a kids' help organisation, called Inclusive Kids, and will be at BCC's Patchwork Exhibition from 27-29 June.

The Patchwork group originally only had a day session but, about 22 years ago, one of the members had a day job and requested the start of a night meeting. Sheila took this request to the Management Committee, where there was a bit of opposition as there were people renting the room at nights. At the time the Cottage didn't have three rooms available for carrying out art and craft as it does now. The priority, however, was to accommodate the members' interests, so the Thursday night Patchwork gatherings commenced.

Sheila recalls her years as the Patchwork delegate on BCC's Management Committee as another highlight of her time at the Cottage. She attended the BWMCA meetings for many years as the Cottage's representative.

In her early days at BCC, fundraising efforts were a big part of being a member. They were often held at members' homes, and Sheila remembers an exciting day when the Fabric Art group met at Meg Swaffield's home for a fundraising lunch. Enid Gilchrist OAM, an Australian fashion designer who

was well known for her numerous self-drafting sewing pattern books, attended the lunch. Sheila had used many of her patterns over numerous years to sew clothes and was thrilled to meet her.

Sheila is currently a member of both the Fibre Art and Surface Design

and Patchwork groups and had a piece in the Fibre Art Exhibition at BCC's Atrium Gallery in May. The quote she chose to base her design on was:

"Always make time for things that make you happy to be alive." Anon

Sheila said the work is "a summary of me". She has included photos of her family, a swimming lane, a medal, a watch, food: ice-cream, chocolate, a prawn and a cup of tea.



"Charmed Life", hanging in Fibre Art Exhibition

Sheila moved to Brisbane to be closer to her family in May 2025 and she's looking forward to spending more time with family and friends and continuing with her sewing and sporting activities there. Another favourite quote of Sheila's is:

"A girl can never have enough fabric, now all I need is TIME!"

We were honoured to have an opportunity to thank Sheila for her marvelous contribution to Cottage life at an afternoon tea on 23 April, which happened to be on Sheila's 85th birthday, a great time to celebrate!

Jenny Williams
Interview on 3 April 2025



Sheila's favourite quilt, "Can you see the Face?"



Sheila, front centre in green top, with Thank You group at afternoon tea

This and That

Would you like to contribute to this newsletter?

Send your ideas, articles, and photos to newsletter@buderimcraftcottage.com.au by 25th Aug 2025. The next newsletter, the Spring edition will be published the first week of September 2025. Please include your name, group, and a contact number.

And don't forget that all photographs must be approved by the participants before being sent.

every contribution is
hugely valued

thank
you!



Discounts for Members

Several local Sunshine Coast businesses give discounts to Cottage members. Phone them to learn more about the discounts on offer.

Accolades (framer and trophies)
26 Nicklin Way, Minyama
Mobile: 0417 208 345
Email: accoladesawards@yahoo.com.au

Eckersley Art Store
11 Nicklin Way, Minyama
Phone 07 5444 0311

Sunshine Coast Art & Framing Gallery
8 Nicklin Way, Minyama
Phone 07 5444 0009

Johno's Fabric Variety
77 Duport Avenue, Maroochydore
Phone 07 5443 5966

Art School Co
32 Wises Road (next to IGA)
Mobile 0491 756 172

Would you like to learn
more about the Buderim
Craft Cottage?

Visit our [website](#) &/or Like
our Facebook page and
Instagram

