

Ph: 07 5450 1714

5 Main Street , P.O. Box 538, Buderim 4556

President: Kay Weber
Secretary: May Carson

Vice President: Joy Varney
Web Master: Roxanne Marie

Vice President: John McMahon
Treasurer: Pam Conroy

No. 179

August 2022



Proudly supported by Sunshine Coast Council's grants program



BUDERIM
FOUNDATION
Our Foundation... Our Future

We acknowledge and thank the Buderim Foundation who have provided financial & material support for the Buderim Craft Cottage.



Nick from the Silversmiths Group busy preparing for their exhibition at the end of October. For more on their activities see page 20

In This Issue (The links will take you to the right page, you may need to scroll down)


Page no. Item

- 2** [Menu](#)
- 3** [Presidents Report](#)
- 4** [Presidents report continues](#)
- 5** [Painting](#)
- 6** [Mixed Media](#)
- 7** [Mixed Media](#)
- 8** [Pottery](#)
- 9** [Needlework](#)
- 10** [Needlework](#)
- 11** [Needlework](#)
- 12** [Vale Dorothy Peake](#)
- 13** [Drawing](#)

Page no. Item

- 14** [Photography](#)
- 15** [Photography](#)
- 16** [Machine Embroidery](#)
- 17** [Calligraphy and Papercraft](#)
- 18** [Calligraphy and Papercraft](#)
- 19** [Patchwork](#)
- 20** [Silversmiths](#)
- 21** [Fibre Arts and Surface Design](#)
- 22** [Fibre Arts and Surface Design](#)
- 23** [Fibre Arts and Surface Design](#)
- 24** [Events, and new members](#)
- 25** [Group Information](#)
- 26** [Discounts and Deadlines](#)

Coming Soon



Sat 15th October to Sun 23rd October

President's Notes

Kay Weber, President



Winston Churchill once said "We make a living by what we get. We make a life by what we give."

Sadly, from time to time, Buderim Craft Cottage reflects on the passing of long-standing members who have given much that enriched not only their own lives but also Cottage life. All will long be remembered for their contributions to the life of our community. Most recently, we have reflected on the life of Dorothy Peake, a long-standing member of Yarns and Fibre and an ex-President. We share our condolences with her family and friends.

Please notify our Secretary of the passing of our fellow members. That way their passing can be acknowledged and membership records can be adjusted accordingly.

A Code of Conduct and Internal Grievance Procedures

At the most recent Management Committee meeting, the following Code of Conduct was adopted.

CODE OF CONDUCT FOR MEETINGS OF GROUPS AND MANAGEMENT

Speak openly and listen attentively.

Turn-take in group discussion—avoid private side-line conversations and cross-talk.

Be respectful of the points of view of others, and mindful of confidentiality.

Be flexible and open to new ideas.

Make decisions that serve the interests of the Buderim Craft Cottage overall—avoid outcomes that advantage an individual member or individual group only to the detriment of other members and groups.

This Code of Conduct is very simply stated, and generally, already enacted by our members. Some might think that it is not necessary for Buderim Craft Cottage.

Not so. A Code of Conduct is an important statement. First, it describes an important aspect of our Association's culture—that we value open and respectful communication. Second, it underpins the manner in which we approach handling any internal grievances.

President's Notes

..continued

Consideration of a Code of Conduct occurred because our legislative body, the Office of Fair Trading, is currently devising guidelines by which incorporated associations manage internal grievances. When published, our Association will be obliged to incorporate an internal grievance procedure consistent with these guidelines into Cottage rules and policies. We will be off to a great start in this process with our Code of Conduct.

Activity around the Cottage

There will be some maintenance tasks happening soon. I thank you for being patient should any disruption to our weekly activities occur. I will try to forewarn you if disruption is anticipated. These tasks include upgrading electrical safety switches, some roof and guttering maintenance, and installation of new gutter guard.

Events

Congratulations to those groups that have recently staged wonderfully successful exhibitions—the gauge of success being the “first impression” for our visitors as they enter the gallery. The quality of work shown ensured that the first impression was positive and exciting. Good sales arose as a result!

This time of year brings a quick succession of exhibitions. Best wishes to those groups working hard at putting these events together.

Much creativity and effort go into these events. I ask all members to support them as much as you are able. Opening nights are a fabulous opportunity to learn what other Cottage members do and engage socially at the same time.

The Christmas Fair will soon be upon us!

Warm regards,

Kay

PAINTING



The Group meets on Monday mornings, a great way to start the week with creativity & enthusiasm. The attendance numbers continue to please with more than 30 artists enjoying the relaxed atmosphere at the Cottage & the company of good friends.

We presented the best, most positive Art Exhibition from the 11th August to the 14th August 2022 , despite the tough times in our world. This is a testament to all in the Group who contributed in so many ways. The official Opening, on Wednesday evening was conducted by the Maroochydore Council Deputy Mayor, Rick Baberowski.

Invited guests enjoyed a delightful supper while perusing the Art displayed. Many complimented on the high standard of the Artwork. We were able to run the kitchen this year with Jan's fresh scones & jam & cream proving to be very popular.

Till next time, we will continue to be the fabulous Painting Group

Diane Avilov

MIXED MEDIA

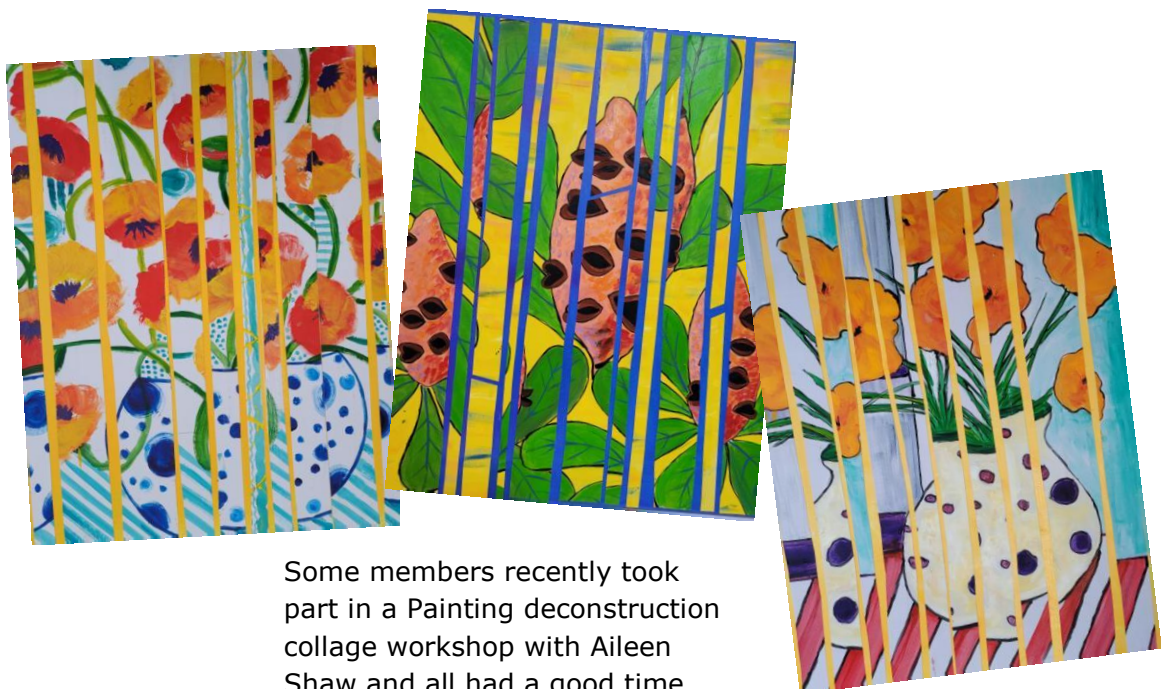
Well, it's hard to believe that we are half way through August and nearing the end of the year already.

We have had an increase in numbers attending MM group sessions. After discussions, we decided to retain the three group meeting times per week.

Once each month, we will have an in house group demonstration for those interested in joining in and learning new skills. We look forward to Jan Hagen demonstrating 'Neurographic Art' this month.



Jan's Neurographic art work



Some members recently took part in a Painting deconstruction collage workshop with Aileen Shaw and all had a good time

MIXED MEDIA

'OFF THE SHELF' Art Sale

Fri 23—Sun 25 September
10—2pm daily
Atrium Gallery

Planning for the "Off The Shelf" sale is well under way. Sue Dingle has created a colourful flyer to advertise the event. Similar to last year, a wide range of art styles will be available for purchase at greatly reduced prices. The group are keen to de clutter their studios, so hopefully the sale is as successful as last year.

Mediums may include collage, pencils, pastel, watercolour, ink, acrylic, ceramic, oil and printmaking. There will be decorative and experimental pieces of various sizes available. All art work is original and unique, depicting the particular artist's style at the time.

Anne Briggs



POTTERY



Judy Gardiner creates..



.. a work of art in a flash

Not just another workshop, and don't we love them!

Judy Gardiner is a long-time friend of our pottery group, and is no stranger to the Cottage. We welcomed her back recently to share the techniques that she has perfected to decorate mugs and plates, often with her signature face of a lady, always with one eye hidden by free-flowing hair.

Judy's lively commentary had us riveted. No doubt she is unconventional. But she showed us how to create with an abandoned license, having one brush for warm colours and one for cool colours – without rinsing the brush between changes.

As she transformed a blank plate into a "collectible", we learned that you can happily "splish and squish" underglaze while dismissing something that doesn't turn out quite as expected as a "bleerkie"!

We love you Judy. Please come back!

An in-house demo by Mervyn on how to construct a teapot was almost overshadowed by the ingenious array of op-shop and workshop finds that he uses to imprint intricate textures into clay. Lateral thinking leads to wondrous outcomes!!!!

Brenda Mee

Needlework



Problem solved!!! Jenny's mystery project, patiently run by Michelle, produced stitched-felt, fabric-lined, cord-wrapped pouches of an ancient design. They are an ideal size to carry a ball of crochet thread, for example. This workshop easily suited different skill levels and was a most enjoyable journey. Thank you Michelle. Jenny will be running her 'colourstreams' workshop on 24th and 31st August. We are looking forward to working with her and with beautifully dyed threads and silk ribbon. Normal needlework group will also be happening on these Wednesday mornings.

It was lovely to see Glenda at needle work and we welcome Kirsti to the group. It was wonderful to welcome back Karen from the UK, [yes, we have 4 Karens in our group], as she spends a few precious weeks with us.

Our 'mystery' project was these cord wrapped pouches, thanks Jenny and Michelle



Needlework



Exhibition Needleworks-of-Art

After much hard work by the planners, contributors and workers, the combined 9-day Needlework / Lace, Patchwork and Machine Embroidery Exhibition was deemed a success – it certainly kept everyone busy. Congratulations to all involved.

Since the June newsletter, some projects have been completed, eg Karen’s glamorous face cushion, Inga-Lill’s intricate tablecloth and Cheryl has devoted much of her spare time to her exquisite lace work. Sherri has completed 2 gorgeous pin cushions and is well on her way with the final [??] one. Gail has decorated Xmas giftbags with cheery cross stitch and is now using her tapestry scissor’s keeper. Lois has delighted us by producing her fascinating stitch journal.



Inga-Lill’s tablecloth



Cherri’s pin cushions



Lois’ stitch journal

Needlework

2 gentle reminders -- There are 3 short months until the Christmas Fair.
All cottage members are welcome at needlework's bring-and-buy stall on the 1st Wednesday of each month.

Happy stitching together, *Lyn*



Cheryl's lace work



Karen's cushion



Gail's tapestry work



Gail's gift bags

Vale Dorothy Peake



Dorothy Peake joined Buderim Craft Cottage Spinners and Weavers group in 1982. She was also a loved member of the Patchwork group but her first passion was spinning and weaving. For the years 1991 to 1993 she took on the role of Cottage President. She was the leader of Spinners and Weavers for many years always sharing her knowledge with new members of the various aspects of those crafts. She was a proficient knitter and crocheter as well, making wombats and owls from her handspun wool to sell at fairs and always carried her work to the Cottage in one of her patchwork bags. She was still an active member of Yarns and Fibres and will always be in our hearts.

Karel Beech



drawing

As usual on Thursdays we have been spending our time drawing and discussing. Members have been working on various projects, like portraits of friends and family from reference photos or memories of past travels from our holiday photos.

Some members have already travelled overseas now that we are free to do so, and others are planning travel. So we are looking forward to taking new photos for inspiration.

One collage shows "works in progress" as well as completed work. As always I am grateful for members allowing me to photograph their unfinished work.

Additionally, we are sometimes drawing each other in an ad hoc portrait session. The second collage shows Sarina posing recently, and she reported that the experience was not at all painful, due to her very effective ear buds.

Deanna Henley



PHOTOGRAPHY

The Photography Group have been creating some great images, with the last couple of monthly subjects being "Macro and Backyard Safari".

Some of the images are shown here.

We are preparing for our annual exhibition that will be held on Saturday 10th September in conjunction with The Atrium Spring Open Day.

Ian Ferguson



Janis Churchward



Philip Gordon



Chris Holland

PHOTOGRAPHY



Chris Forrest



Bill Carroll



Catherine Bagley

Machine Embroidery and Machine Sewing



Joan's vinyl bag – a touch of Paris

The Machine Embroidery Group recently participated in a ten day joint exhibition with Needlework and Patchwork, which we all felt was a resounding success, with at least three potential new members. Being our first joint exhibition we are keen to repeat this exhibition in the future.

In the meantime we are now focusing on getting our 'creative juices' going for the coming Christmas Fair – so much to do and so little time to do it!!!!

May Carson



Penny's Bags—pets

Calligraphy and Papercraft

In early July we were fortunate to have one of our experienced members, Noreen Prendergast, ready, willing and able to run a *Roman Capitals* workshop for us.

This was most welcome preparation for our weekend workshop with Wendy Tweedie, visiting from Brisbane, on 16 and 17 July. Thank you, Noreen, for your informative and well-presented instruction.

Nine people came along to Wendy Tweedie's *Flesh & Bones* workshop. Wendy referred to the *Freestyle Capitals* and *Freestyle Miniscules* scripts in Jan Pickett's book, *Decorated Lettering*, (which is our reference book for 2022) and encouraged us to experiment with our own versions of letters. It was great to have time to extend our calligraphic skills & let the creative juices kick in.



Noreen's *Roman Capitals*, pieces to inspire



Pieces featuring *Roman Capitals*



Anne-Marie's *thanks*

Calligraphy and Papercraft



Workshop creativity in action

We had a merry morning on 30 July for our *Christmas in July* gathering! It was fun to see the Christmas craft ideas demonstrated and explained. Eight people shared their ideas and inspired us to get creative for Christmas.

On 6 August, Helen Irving conducted an *Embossing* workshop which was thoroughly enjoyed by all. Thanks, Helen, for showing the group how to produce templates, how to emboss correctly in various ways and talking about scalpel safety & handling. Everyone in the group produced an embossed word and came through using the cutting tools with no blood anywhere!

The *Cottage* now has a document camera and overhead projector so we can use this when giving demonstrations, which means the group can spread out comfortably & easily see the demonstration from a distance. Very handy!

Cheerio for now.

Jenny Williams



Roz's gift-wrapping demonstration



Helen's Embossed work



Wendy Tweedie demonstrating coloured pencil work

Patchwork



Wendy's fun Dr Seuss quilt



Sandy's owls, not sure about the eyes!



Pat made this word puzzle quilt for her four year old grandson

The Patchwork group has had a busy couple of months. We celebrated Christmas in July with a lunch at the Kawana Surf Club. It was a fun afternoon where we had a show and tell of our fabric 'faces'. Of course there are always the overachievers who arrived with a finished face and then there were those of us who were not quite done but we will be by our quilt show next July.

The combined exhibition with Patchwork, Needlework and Machine Embroidery was a huge success. We had wonderful feedback from everyone, visitors loved the displays, the items for sale and particularly the destash room. The exhibition pieces were greatly admired and could have been sold many times over!

In between the combined exhibition and getting ready for the Christmas Fair the group has had a sewing day making drainage bags for people with cancer. More sewing days are planned.

Planning is well underway for our quilt exhibition in July 2023. The next ten months will fly by, the sewing machines in Buderim will be warring away till all hours to get all those planned quilts finished!

Stay safe and well.

Michelle McGrath

A collage of various silver jewelry pieces. At the top left is a necklace with a scallop-shaped pendant. Below it are a pair of earrings with circular and rectangular charms. In the center is a necklace with a large, textured, teardrop-shaped pendant. To the right is another necklace with a rectangular pendant. At the bottom right is a bracelet with a large, textured, shell-like pendant.

Silversmiths EXHIBITION OCTOBER 28th, 29th, 30th

We have some new members and attendance is going strong even on Tuesday evenings when it has been very cold.

Silversmiths are busy preparing for our upcoming exhibition at the end of October.

Raffle prizes have been donated by group members and everyone is busy creating wonderful new items.

We are currently booking in some workshops to enhance our skills and look forward to showing you all some new creations from them.

Cherie Matheson

FIBRE ART AND SURFACE DESIGN

Another action packed time for our Group has kept us busy. The mystery tour to Samford Valley took us on visits to four venues showing textile arts. We were inspired to see the variety and skill displayed in the work of the artists.



Let's go



An artist talk by Helen King gave us plenty to inspire with her samples of collaged flowers and stitchers



FIBRE ART AND SURFACE DESIGN

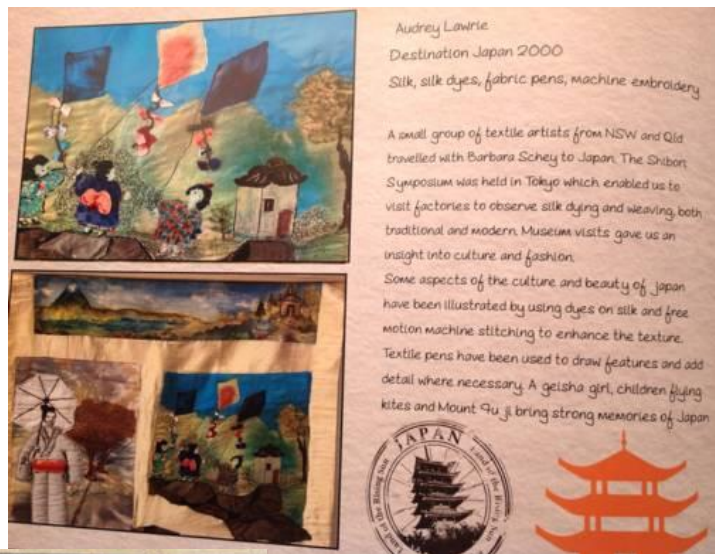
First stop after a coffee stop was the Samford Art and Craft Association Centre which is similar to Craft Cottage but on a smaller scale. Next stop along a washed out driveway, owing to the recent deluge, was Sonja Parson's Drawn to Threads. There we found hand spun threads, dyed and woven. A dream to see and handle.



Another little jaunt up the hill to find the Good Egg Gallery. This displayed the work of four multi media artists. This was a lot to absorb but then back to town where we entered the realm of Wendy Bailey, felt maker, wow!

FIBRE ART AND SURFACE DESIGN

Chris has grown a reputation for collecting photos into book form and now the last Exhibition "journeys and destinations" has been recorded. Some sample pages are shown below.



Now we are back to doing something ourselves , Shibori Dyeing . Preparation for Design was led by Sue with indigo Dyeing next week.

Audrey Lawrie

EXHIBITIONS AND EVENTS

...make a note in your diaries

Photography Exhibition & Spring Open Day	10 Sep	10-2pm
Life Drawing Exhibition	17 Sep-18 Sep	daily 10-3pm
Mixed Media off the Shelf	23 Sep-25 Sep	daily 10-2pm
Pottery Exhibition 'The Sculpture Garden'	15 Oct-23 Oct	daily 10-3pm
Silversmiths Exhibition	28 Oct-30 Oct	daily 10-3pm
Christmas Fair	25 Nov-26 Nov	daily 10-3pm
Holiday Gallery 2022/23	26 Dec-15 Jan	daily 10-3pm

Mixed Media

Cherrie Jones

Painting

Jean Hardy
Roslyn Renault



Needlework

Kirsti Couper















Yarns and Fibres

Cyn Smith

Life Drawing

Sandy Taylor

The Cottage is organised around a number of "Groups". Sharing friendship and sharing our knowledge with fellow members is an important part of life at the Cottage.

<p>Atrium</p>  <p>Open daily 10am—2pm</p> <p>Group Leader Karel Beech</p>	<p>Calligraphy & Paper -craft</p>  <p>Meets Sat am 1st,3rd,5th Group Leader Jenny Williams</p>	<p>Drawing</p>  <p>Meets Thur 9am</p> <p>Group Leader Deanna Henley</p>
<p>Fibre Art & Surface Design</p>  <p>Meets Fri 9am</p> <p>Group Leader Lyn Gooch</p>	<p>Life Drawing</p>  <p>Meets Monday pm</p> <p>Group Leader Dee Roy</p>	<p>Machine Embroidery</p>  <p>Meets Tuesday am & pm</p> <p>Group Leader May Carson</p>
<p>Mixed Media</p>  <p>Meets Monday pm Thursday pm</p> <p>Group Leader Barbara McIntosh</p>	<p>Mixed Media</p>  <p>Meets Wednesday evening</p> <p>Coordinator Jillian Bergman</p>	<p>Needlework</p>  <p>Meets Wednesday am</p> <p>Group Leader Karen Daniel</p>
<p>Painting</p>  <p>Meets Monday am</p> <p>Group Leader Diane Avilov</p>	<p>Patchwork</p>  <p>Meets Wed pm Thurs Evening</p> <p>Group Leader Pat Reid</p>	<p>Photography</p>  <p>Meets 1st Tue, 1pm & 2nd Tue, 6:30pm</p> <p>Group Leader Ian Ferguson</p>
<p>Pottery</p> <p>Meets Tues am & pm</p> <p>Group Leader Deidre Phipps</p>	<p>Silversmiths</p>  <p>Meets Tues night & Fri am</p> <p>Group Leader Cherie Matheson</p>	<p>Yarns & Fibres</p>  <p>Meets Thurs am</p> <p>Group Leader Maxine Saunders</p>

Businesses Who Give Cottage Members Discounts / Loyalty Cards

You will need to call ahead to find out when/if they are open

Accolades (framer & trophies/awards)	26 Nicklin Way, Minyama Qld 4575 Mob: 0417208345 email: accoladesawards@yahoo.com.au
Eckersleys	11 Nicklin Way, Minyama QLD 4575 Phone No: 07 5444 0311
Sunshine Coast Art & Framing Gallery	8 Nicklin Way Minyama Phone No. 5444 0009
Brian's Fabrics & Acc.	4/3 Dual Ave Warana Phone No: 54936826
Johno's Fabric-Variety	77 Duport Ave, Maroochydore, Qld 4558 Phone No: 54435966
Art School Co	The Zone Shopping Centre, 32 Wisers Rd (next to IGA, Repco) 0491 756 172

All due care is taken in the editing and inclusion of images and text in this publication, but neither the editor nor The Buderim Craft Cottage Association takes responsibility for inaccuracies, omissions, or image quality.

Editors' Note

A big thank you to all the people who have taken the time and effort to contribute to the newsletter. Since copies of previous newsletters are no longer on the website, copies of archive newsletters dating back to early 2009 are now available for viewing by members on the Cottage computer near the pigeon holes. *Graham Donnelly*

- Newsletter Deadlines are on the 18th - - add a reminder to your calendar -



Please email copy to editor at -

craftcottagenewsletter@gmail.com

ALL contributions MUST STATE NAME OF AUTHOR,
GROUP, and A PHONE NUMBER.

Thanks to all contributors who supply copy.
Editor GRAHAM DONNELLY. (Drawing)

Next deadlines are:

18th October
and in 2023

18th February